

T Rotary Cam switch and  
P Switch-disconnector  
Short overview

# Safe switching isolating and control



**EATON**

*Powering Business Worldwide*





We make what matters work.\*

\* At Eaton, we believe that power is a fundamental part of just about everything people do. That's why we're dedicated to helping our customers find new ways to manage electrical, hydraulic and mechanical power more efficiently, safely and sustainably. To improve people's lives, the communities where we live and work, and the planet our future generations depend upon. Because this is what really matters. And we're here to make sure it works.

To learn more go to: [Eaton.com/whatmatters](https://www.eaton.com/whatmatters)

**EATON**

*Powering Business Worldwide*

We make what matters work.



# Built in.



## Safe switching, isolating and control with T Rotary Cam Switches and P Switch-disconnectors

The high-performance, robust and compact T Rotary Cam Switches and P Switch-disconnectors are used in machine building, industrial and engineering applications. They provide ultimate safe disconnection and endurance with positive mechanical contact breaking and excellent making & breaking capabilities. Their IP65 degree of protection enables use in harsh environments, and with essential global approvals the T & P range is a perfect switching, isolating and control solution.



The range is available in three basic mounting styles:

- Panel mounting – the switch & handle is fitted on the panel wall or door.
- Rear mounting – fitted at the rear of the panel on DIN rail or by baseplate, with the handle assembly on the door. Suitable for up to 400mm cabinet depth with metal extension shaft.
- Enclosed – mounted in compact, robust polycarbonate enclosures. Available with built-in grounding plate to improve EMC compliance.

P & T switches are available in an extensive range of complete pre-built switch/handle and enclosure combinations ex-stock to suit the specific requirements of our customers. This saves valuable time in the customer's assembly process as well as reducing packaging waste and order administration.

T rotary cam switches are suitable for a wide range of industrial and machine control applications: change-over and step switches, star-delta and reversing switches, etc. Several thousand switching types are available as standard, and customised circuits can also be produced to meet specific customers' needs



## T Rotary Cam Switch

The T rotary switch represents a very flexible, compact and robust modular system. The TM, T0, T3, T5B, T5, T6, T8 rating sizes offer power ratings up to 132 kW, AC-23 A at 400/415 V, 50-60 Hz.

The rated uninterrupted current  $I_u$  ranges from 10 A to 315 A. The high making and breaking capacities and outstanding endurance capabilities makes the T rotary switch suitable for a wide range of switching applications. Customized circuits can also be produced to meet specific customer requirements.

## P Switch-disconnector

The P Switch-disconnectors are available as P1 up to 32 A, P3 up to 100 A, and P5 up to 315 A. These compact and robust manually operated switches provide ultimate safe disconnection with positive mechanical contact breaking and excellent making & breaking capabilities at AC-23A. The P Switch-disconnectors are available with or without the Emergency-Stop function, and are a perfect option for Machine Isolation, Maintenance and Safety switches. Switchable 4<sup>th</sup> pole, and auxiliary contacts can be mounted on the left or right side.

## Main switch with Emergency-stop function<sup>1)</sup>

Process and processing machines require a power disconnecting device conforming to EN 60204-1, emergency stop in an emergency must also be assured. As shown in the textile processing machine, both of these functions are assumed as a P Switch-disconnector.

Emergency stop functions requires:

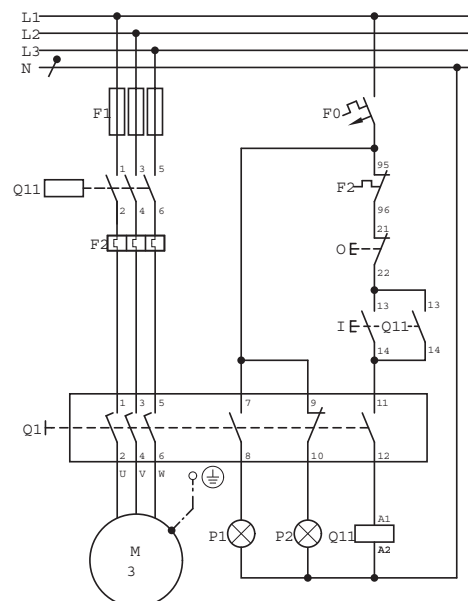
- Priority function and operation in all operating modes
- The power supply, which could be the source of the danger, must be switched off as quickly as possible

1) The EMERGENCY-STOP devices from Eaton can also be used as EMERGENCY-OFF devices.



## Safety switch with load shedding and signalling

The P & T safety switches P and T are designed as maintenance and manual override switches and safe isolation of the load from the mains power is the primary function. They have clear position indication and are padlockable in the OFF position ensuring safe lock-out during equipment maintenance and repair and ensures the safety of personnel. The enclosures provide ample space for cabling and come with an earth terminal as standard. The switches can also be ordered with 1 normally open / 1 normally closed auxiliary with early break.



P1 = On  
P2 = Off  
Q11 = Load shedding

# Cam switches, switch-disconnectors

Main switch, maintenance switch, Repair switch

Main circuits Poles	Auxiliary circuits	Rated uninter- rupted current  I <sub>u</sub> A	Surface mounting		Flush mounting		Rear mounting		Rear mounting With metal shaft for a control panel depth of 400 mm	
			Part no.	Article no.	Part no.	Article no.	Part no.	Article no.	Part no.	Article no.
1	-	20	<b>T0-1-8200/11/SVB</b>	207145	<b>T0-1-8200/EA/SVB</b>	053110	<b>T0-1-8200/V/SVB</b>	057856	-	-
			<b>T3-1-8200/12/SVB</b>	207200	<b>T3-1-8200/EA/SVB</b>	066576	<b>T3-1-8200/V/SVB</b>	007255	-	-
			<b>T5B-1-8200/14/SVB</b>	207240	<b>T5B-1-8200/EA/SVB</b>	094279	<b>T5B-1-8200/V/SVB</b>	094273	-	-
			-	-	<b>T5-1-8200/EA/SVB</b>	097224	<b>T5-1-8200/V/SVB</b>	097222	-	-
2	-	20	<b>T0-1-102/11/SVB</b>	207143	<b>T0-1-102/EA/SVB</b>	091078	<b>T0-1-102/V/SVB</b>	095824	-	-
			<b>T3-1-102/12/SVB</b>	207198	<b>T3-1-102/EA/SVB</b>	014374	<b>T3-1-102/V/SVB</b>	019120	-	-
			<b>T5B-1-102/14/SVB</b>	207238	<b>T5B-1-102/EA/SVB</b>	094469	<b>T5B-1-102/V/SVB</b>	094463	-	-
			<b>T5-1-102/15/SVB</b>	207273	<b>T5-1-102/EA/SVB</b>	098808	<b>T5-1-102/V/SVB</b>	098806	-	-
3	-	20	<b>T0-2-1/11/SVB</b>	207147	<b>T0-2-1/EA/SVB</b>	038873	<b>T0-2-1/V/SVB</b>	043619	-	-
			<b>P1-25/12/SVB</b>	207293	<b>P1-25/EA/SVB</b>	041097	<b>P1-25/V/SVB</b>	055335	<b>P1-25/M4/SVB</b>	172875
			<b>P1-32/12/SVB</b>	207314	<b>P1-32/EA/SVB</b>	081438	<b>P1-32/V/SVB</b>	095676	<b>P1-32/M4/SVB</b>	172865
			<b>P3-63/14/SVB</b>	207343	<b>P3-63/EA/SVB</b>	031607	<b>P3-63/V/SVB</b>	048218	<b>P3-63/M4/SVB</b>	172784
			<b>P3-100/15/SVB</b>	207373	<b>P3-100/EA/SVB</b>	074320	<b>P3-100/V/SVB</b>	088558	<b>P3-100/M4/SVB</b>	172818
			<b>DMM-125/3/15/P-R</b>	172851	<b>P5-125/EA/SVB</b>	280898	<b>P5-125/V/SVB</b>	280914	<b>DMM-125/3/M4/P-R</b>	6094964
			<b>DMM-160/3/15/P-R</b>	172794	<b>P5-160/EA/SVB</b>	280922	<b>P5-160/V/SVB</b>	280928	<b>DMM-160/3/M4/P-R</b>	6094965
			-	-	<b>P5-250/EA/SVB</b>	280936	<b>P5-250/V/SVB</b>	280942	<b>DMV-250/3/M4/P-R</b>	6094966
			-	-	<b>P5-315/EA/SVB</b>	280950	<b>P5-315/V/SVB</b>	280956	-	-
			-	-	-	-	-	-	<b>DMV-400/3/M4/P-R</b>	6094967
3 + N	-	20	<b>T0-2-8900/11/SVB</b>	207151	-	-	-	-	-	-
			<b>P1-25/12/SVB/N</b>	207298	<b>P1-25/EA/SVB/N</b>	081587	<b>P1-25/V/SVB/N</b>	086333	<b>P1-25/M4/SVB/N</b>	172877
			<b>P1-32/12/SVB/N</b>	207319	<b>P1-32/EA/SVB/N</b>	091079	<b>P1-32/V/SVB/N</b>	095825	<b>P1-32/M4/SVB/N</b>	172867
			<b>P3-63/14/SVB/N</b>	207349	<b>P3-63/EA/SVB/N</b>	010398	<b>P3-63/V/SVB/N</b>	015144	<b>P3-63/M4/K2-PR/N</b>	172812
			<b>P3-100/15/SVB/N</b>	207379	<b>P3-100/EA/SVB/N</b>	019890	<b>P3-100/V/SVB/N</b>	024636	<b>P3-100/M4/K2-PR/N</b>	172828
			<b>DMM-125/4/15/P-R</b>	172854	<b>P5-125/EA/SVB/N</b>	280910	<b>P5-125/V/SVB/N</b>	280916	<b>DMM-125/4/M4/P-R</b>	6094968
			<b>DMM-160/4/15/P-R</b>	172797	<b>P5-160/EA/SVB/N</b>	280924	<b>P5-160/V/SVB/N</b>	280930	<b>DMM-160/4/M4/P-R</b>	6094969
			-	-	<b>P5-250/EA/SVB/N</b>	280938	<b>P5-250/V/SVB/N</b>	280944	<b>DMV-250/4/M4/P-R</b>	6094970
			-	-	<b>P5-315/EA/SVB/N</b>	280952	<b>P5-315/V/SVB/N</b>	280958	-	-
			-	-	-	-	-	-	<b>DMV-400/4/M4/P-R</b>	6094971
3	1	0	<b>T0-2-15679/11/SVB</b>	207149	<b>T0-2-15679/EA/SVB</b>	081588	<b>T0-2-15679/V/SVB</b>	086334	-	-
3	1	25	<b>P1-25/12/SVB/HI11</b>	207297	<b>P1-25/EA/SVB/HI11</b>	091080	<b>P1-25/V/SVB/HI11</b>	095826	<b>P1-25/M4/SVB/HI11</b>	172767
			<b>P1-32/12/SVB/HI11</b>	207318	<b>P1-32/EA/SVB/HI11</b>	072567	<b>P1-32/V/SVB/HI11</b>	015145	<b>P1-32/M4/SVB/HI11</b>	172869
			<b>P3-63/14/SVB/HI11</b>	207348	<b>P3-63/EA/SVB/HI11</b>	019891	<b>P3-63/V/SVB/HI11</b>	024637	<b>P3-63/M4/SVB/HI11</b>	172788
			<b>P3-100/15/SVB/HI11</b>	207378	<b>P3-100/EA/SVB/HI11</b>	029383	<b>P3-100/V/SVB/HI11</b>	034129	<b>P3-100/M4/SVB/HI11</b>	172822
3 + N	1	20	<b>T0-3-15680/11/SVB</b>	207153	<b>T0-3-15680/EA/SVB</b>	038875	<b>T0-3-15680/V/SVB</b>	043621	-	-
			-	-	<b>P1-25/EA/SVB/N/HI11</b>	048367	<b>P1-25/V/SVB/N/HI11</b>	053113	<b>P1-25/M4/SVB/N/HI11</b>	172769
			<b>T3-3-15680/12/SVB</b>	207202	<b>P1-32/EA/SVB/N/HI11</b>	057859	<b>P1-32/V/SVB/N/HI11</b>	062605	<b>P1-32/M4/SVB/N/HI11</b>	172871
			<b>P3-63/14/SVB/N/HI11</b>	207350	<b>P3-63/EA/SVB/N/HI11</b>	067351	<b>P3-63/V/SVB/N/HI11</b>	072097	<b>P3-63/M4/K2-PR/N/HI11</b>	172816
<b>P3-100/15/SVB/N/HI11</b>	207380	<b>P3-100/EA/SVB/N/HI11</b>	076843	<b>P3-100/V/SVB/N/HI11</b>	081589	<b>P3-100/M4/K2-PR/N/HI11</b>	172832			
3	2	1	<b>T0-3-15683/11/SVB</b>	207157	<b>T0-3-15683/EA/SVB</b>	015571	<b>T0-3-15683/V/SVB</b>	015634	-	-
6	-	20	<b>T0-3-8342/11/SVB</b>	207159	<b>T0-3-8342/EA/SVB</b>	029382	<b>T0-3-8342/V/SVB</b>	034128	-	-
			<b>T3-3-8342/12/SVB</b>	207208	<b>T3-3-8342/EA/SVB</b>	071326	<b>T3-3-8342/V/SVB</b>	076072	-	-
			<b>T5B-3-8342/14/SVB</b>	207242	<b>T5B-3-8342/EA/SVB</b>	092308	<b>T5B-3-8342/V/SVB</b>	092300	-	-
			<b>T5-3-8342/15/SVB</b>	207279	<b>T5-3-8342/EA/SVB</b>	096383	<b>T5-3-8342/V/SVB</b>	096381	-	-
Molded case switch (UL/CSA) as main switch in accordance with NFPA 79										
3	-	30	-	-	<b>P3-30/EA/SVB-MCS</b>	237892	<b>P3-30/V/SVB-MCS</b>	237894	-	-
			-	-	<b>P3-30/EA/SVB-SW-MCS<sup>1)</sup></b>	237893	<b>P3-30/V/SVB-SW-MCS</b>	237895	-	-

**Notes**






<sup>1)</sup> With black handle

Also available with black locking handle and thumbgrip knob



# Cam switches, switch-disconnectors

On-Off switch, Changeoverswitches, Reversing switches

Front plate no.	Main circuits Poles	N/O	N/C	Flush mounting		Centre mounting		Surface mounting		Service distribution board mounting		Rear mounting	
				Part no. Article no.	Part no. Article no.	Part no. Article no.	Part no. Article no.	Part no. Article no.	Part no. Article no.				
<b>On-Off switch</b>													
 FS 908	1	-	-	<b>T0-1-8200/E</b> 067352	<b>T0-1-8200/EZ</b> 069725	<b>T0-1-8200/I1</b> 207074	<b>T0-1-8200/IVS</b> 074471	<b>T0-1-8200/Z</b> 076844					
	2	-	-	<b>T0-1-102/E</b> 088709	<b>T0-1-102/EZ</b> 091082	<b>T0-1-102/I1</b> 207061	<b>T0-1-102/IVS</b> 015147	<b>T0-1-102/Z</b> 095828					
	3	-	-	<b>T0-2-1/E</b> 024639	<b>T0-2-1/EZ</b> 027012	<b>T0-2-1/I1</b> 207081	<b>T0-2-1/IVS</b> 031758	<b>T0-2-1/Z</b> 036504					
	3	1	0	<b>T0-2-15679/E</b> 029387	<b>T0-2-15679/EZ</b> 031760	<b>T0-2-15679/I1</b> 207094	<b>T0-2-15679/IVS</b> 036506	<b>T0-2-15679/Z</b> 041252					
	3 + N	-	-	<b>T0-2-8900/E</b> 207398	<b>T0-2-8900/EZ</b> 207402	<b>T0-2-8900/I1</b> 207109	<b>T0-2-8900/IVS</b> 207403	<b>T0-2-8900/Z</b> 207407					
<b>Changeoverswitches</b>													
 FS 684	1	-	-	<b>T0-1-8210/E</b> 012742	<b>T0-1-8210/EZ</b> 048337	<b>T0-1-8210/I1</b> 207076	<b>T0-1-8210/IVS</b> 074440	<b>T0-1-8210/Z</b> 019862					
	2	-	-	<b>T0-2-8211/E</b> 022234	<b>T0-2-8211/EZ</b> 053083	<b>T0-2-8211/I1</b> 207102	<b>T0-2-8211/IVS</b> 076813	<b>T0-2-8211/Z</b> 029354					
	3	-	-	<b>T0-3-8212/E</b> 029353	<b>T0-3-8212/EZ</b> 057829	<b>T0-3-8212/I1</b> 207123	<b>T0-3-8212/IVS</b> 079186	<b>T0-3-8212/Z</b> 036473					
	4	-	-	<b>T0-4-8213/E</b> 031726	<b>T0-4-8213/EZ</b> 062575	<b>T0-4-8213/I1</b> 207136	<b>T0-4-8213/IVS</b> 081559	<b>T0-4-8213/Z</b> 043592					
 FS 943	1	-	-	<b>T0-1-8220/E</b> 031728	<b>T0-1-8220/EZ</b> 095799	<b>T0-1-8220/I1</b> 207078	<b>T0-1-8220/IVS</b> 055459	<b>T0-1-8220/Z</b> 086312					
	2	-	-	<b>T0-2-8221/E</b> 038847	<b>T0-2-8221/EZ</b> 010372	<b>T0-2-8221/I1</b> 207104	<b>T0-2-8221/IVS</b> 057832	<b>T0-2-8221/Z</b> 074450					
	3	-	-	<b>T0-3-8222/E</b> 048339	<b>T0-3-8222/EZ</b> 015118	<b>T0-3-8222/I1</b> 207124	<b>T0-3-8222/IVS</b> 060205	<b>T0-3-8222/Z</b> 088686					
	4	-	-	<b>T0-4-8223/E</b> 050712	<b>T0-4-8223/EZ</b> 019864	<b>T0-4-8223/I1</b> 207137	<b>T0-4-8223/IVS</b> 062578	<b>T0-4-8223/Z</b> 086315					
 FS 4011	1	-	-	<b>T0-1-8214/E</b> 019863	<b>T0-1-8214/EZ</b> 076815	<b>T0-1-8214/I1</b> 207077	<b>T0-1-8214/IVS</b> 045967	<b>T0-1-8214/Z</b> 050720					
	2	-	-	<b>T0-2-8215/E</b> 022236	<b>T0-2-8215/EZ</b> 081561	<b>T0-2-8215/I1</b> 207103	<b>T0-2-8215/IVS</b> 048340	<b>T0-2-8215/Z</b> 053093					
	3	-	-	<b>T0-3-8216/E</b> 024609	<b>T0-3-8216/EZ</b> 086307	<b>T0-3-8216/I1</b> 207434	<b>T0-3-8216/IVS</b> 050713	<b>T0-3-8216/Z</b> 055466					
<b>Reversing switches</b>													
 FS 684	3	-	-	<b>T0-3-8401/E</b> 091047	<b>T0-3-8401/EZ</b> 093420	<b>T0-3-8401/I1</b> 207132	<b>T0-3-8401/IVS</b> 098166	<b>T0-3-8401/Z</b> 010366					

For detailed product information on Eaton's switch disconnector range visit [www.eaton.eu/switchdisconnectors](http://www.eaton.eu/switchdisconnectors)



EMC Switch disconnectors



QSA Fuse combination



R9 series UL98 to 100 A









Dumeco up to 3150 A



Dumeco DC

# Cam switches, switch-disconnectors

## Control switches

Front plate no.	Main circuits Poles	Flush mounting		Centre mounting		Surface mounting		Service distribution board mounting		Rear mounting	
		Part no. Article no.	Part no. Article no.	Part no. Article no.	Part no. Article no.	Part no. Article no.	Part no. Article no.				
		Front IP65	Front IP65	IP65	Front IP30	Front IP65					
<b>ON-OFF switches</b>											
 FS 415	1	<b>T0-1-15401/E</b> 038854	<b>T0-1-15401/EZ</b> 041227	<b>T0-1-15401/I1</b> 207067	<b>T0-1-15401/IVS</b> 045973	<b>T0-1-15401/Z</b> 048346					
	2	<b>T0-1-15402/E</b> 053092	<b>T0-1-15402/EZ</b> 055465	<b>T0-1-15402/I1</b> 207068	<b>T0-1-15402/IVS</b> 060211	<b>T0-1-15402/Z</b> 062584					
	3	<b>T0-2-15403/E</b> 067330	<b>T0-2-15403/EZ</b> 069703	<b>T0-2-15403/I1</b> 207088	<b>T0-2-15403/IVS</b> 074449	<b>T0-2-15403/Z</b> 076822					
<b>Voltmeter selector switches</b>											
 FS 1410759	3 + N	<b>T0-3-8007/E</b> 095813	<b>T0-3-8007/EZ</b> 098186	<b>T0-3-8007/I1</b> 207120	<b>T0-3-8007/IVS</b> 012759	<b>T0-3-8007/Z</b> 015132					
<b>Ammeter selector switches</b>											
 FS 9440	3	<b>T0-3-8048/E</b> 034116	<b>T0-3-8048/EZ</b> 036489	-	<b>T0-3-8048/IVS</b> 041235	<b>T0-3-8048/Z</b> 043608					
<b>Step switches</b>											
 FS 606	1	<b>T0-2-8231/E</b> 012750	<b>T0-2-8231/EZ</b> 015123	<b>T0-2-8231/I1</b> 207106	<b>T0-2-8231/IVS</b> 019869	<b>T0-2-8231/Z</b> 022242					
 FS 420	1	<b>T0-2-8241/E</b> 050716	<b>T0-2-8241/EZ</b> 053089	<b>T0-2-8241/I1</b> 207107	<b>T0-2-8241/IVS</b> 057835	<b>T0-2-8241/Z</b> 062581					
<b>Changeoverswitches</b>											
 FS 1401	1	<b>T0-1-15431/E</b> 019872	<b>T0-1-15431/EZ</b> 022245	<b>T0-1-15431/I1</b> 207070	<b>T0-1-15431/IVS</b> 026991	<b>T0-1-15431/Z</b> 029364					
	2	<b>T0-2-15432/E</b> 034110	<b>T0-2-15432/EZ</b> 036483	<b>T0-2-15432/I1</b> 207091	<b>T0-2-15432/IVS</b> 041229	<b>T0-2-15432/Z</b> 043602					
	3	<b>T0-3-15433/E</b> 048348	<b>T0-3-15433/EZ</b> 050721	<b>T0-3-15433/I1</b> 207115	<b>T0-3-15433/IVS</b> 055467	<b>T0-3-15433/Z</b> 057840					



## Approvals

Eaton's switch disconnectors IEC devices can be used in most countries in the world and North American devices with virtually the same dimensions and the same accessories for the North American market. This considerably simplifies device selection since the North American standard often involve the need for considerably different technical specifications.



Comprehensive product information is available on our website <http://eaton.eu>

- Online catalogue
- CAD Models
- Data sheets
- Documentation



At Eaton, we're energized by the challenge of powering a world that demands more. With over 100 years experience in electrical power management, we have the expertise to see beyond today. From groundbreaking products to turnkey design and engineering services, critical industries around the globe count on Eaton.

We power businesses with reliable, efficient and safe electrical power management solutions. Combined with our personal service, support and bold thinking, we are answering tomorrow's needs today. Follow the charge with Eaton. Visit [eaton.com/electrical](http://eaton.com/electrical).

**Eaton Industries GmbH**  
Hein-Moeller-Str. 7-11  
D-53115 Bonn/Germany

© 2017 Eaton  
All Rights Reserved  
PDF Only  
Publication No. BR008009EN  
November 2017

Eaton is a registered trademark.

All other trademarks are property of their respective owners.

